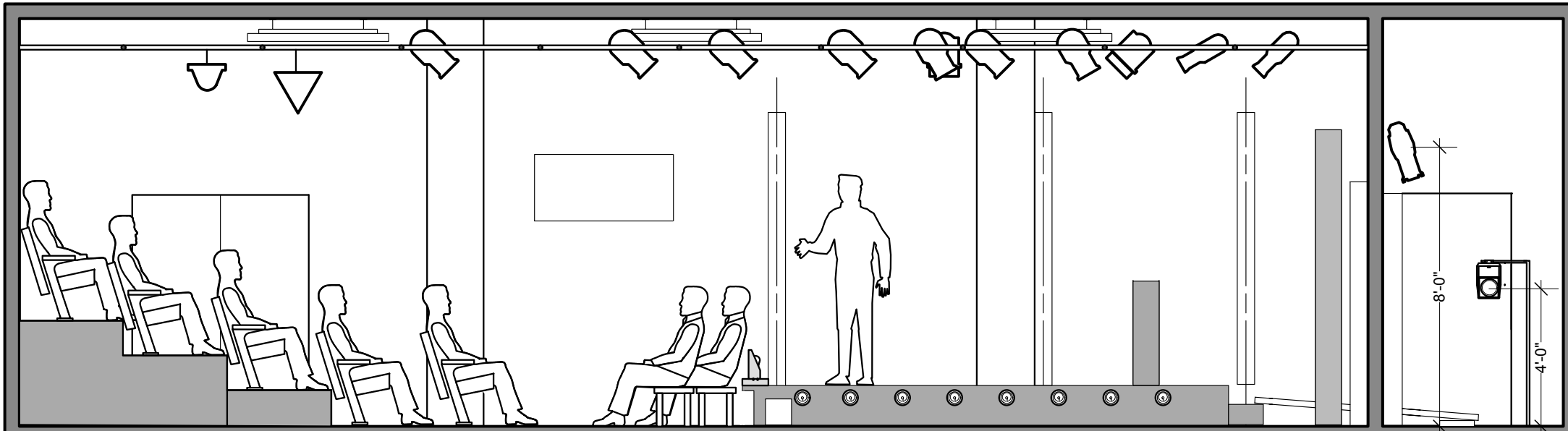


21'-0" 18'-0" 15'-0" 12'-0" 9'-0" 6'-0" 3'-0" 0'-0" 3'-0" 6'-0" 9'-0" 12'-0" 15'-0" 18'-0" 21'-0"



21'-0" 18'-0" 15'-0" 12'-0" 9'-0" 6'-0" 3'-0" 0'-0" 3'-0" 6'-0" 9'-0" 12'-0" 15'-0" 18'-0" 21'-0"

LEGEND

- ETC 36 Source Four 575w with Gobo Rotator
- Altman 4.5x6 360Q Axial 500w
- Altman 4.5x6 360Q Axial 750w
- Altman 4.5x6 360 Radial 750w
- Altman 3.5x6 ERS 500w
- Practical: House Light 100w
- Altman 10 Scoop 400w
- Altman 6 Fresnel 750w with Black Wrap
- Portable Drop Light 300w
- 2nd Avenue Cookie Light 20w
- Bayes Custom Footlight 225w

Unit # Color Channel #

NOTES

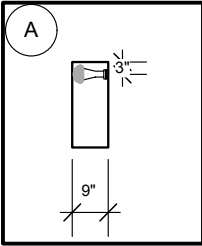
PIPES ARE TICKED ON 18" CENTERS

CHANNEL 30 AND 3c ARE SET IN TO POSITION BY ACTORS DURING THE PRODUCTION. PLEASE LEAVE SLACK IN CABLE IN ORDER TO FACILITATE MOVEMENT

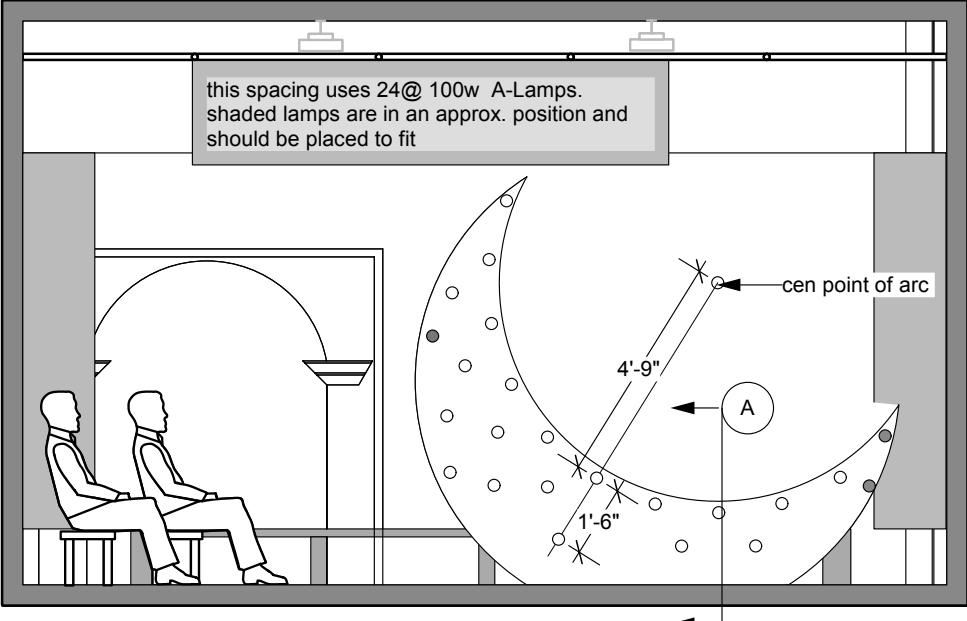
PLEASE CONSTRUCT CHN 3c BOOM SO THAT THE UNIT'S HEIGHT CAN BE EASILY ADJUSTED. PLEASE DISCUSS WITH DESIGNER BEFORE CONSTRUCTING

PLEASE HAVE BLACKWRAP AVAILABLE AT FOCUS

PLEASE HAVE AMPLE CUTS OF R119, R113, G1515, & G1517 AVAILABLE AT FOCUS



this spacing uses 24@ 100w A-Lamps. shaded lamps are in an approx. position and should be placed to fit



TISCH SCHOOL OF THE ARTS

THE RUZZANTE PLAYS

SECTION & ELEVATION

DIRECTOR: CHRIS BAYES
 LIGHTING DESIGNER: TIM CRYAN
 SET DESIGNER: LUCCA CORAZZOLA
 M. ELEC: TLALOC LOPEZ-WATERMAN
 DRAFTING: TIM CRYAN

PLATE NUMBER
2
 OF TWO

SCALE: 1/4" = 1'-0" DATE: 1/29/04